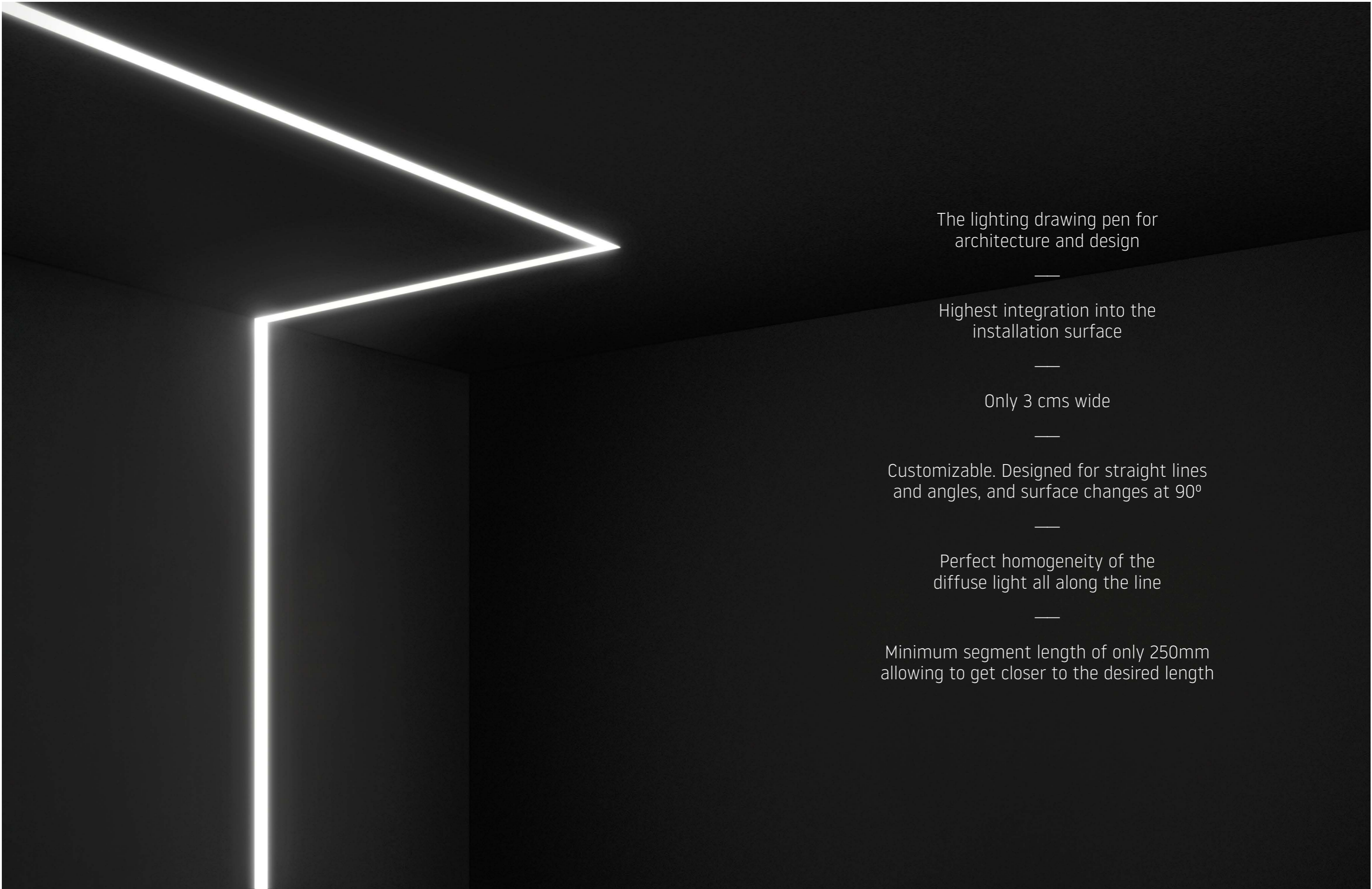


brochure

BRIGHT LINE

ARKOSLIGHT®



The lighting drawing pen for
architecture and design

Highest integration into the
installation surface

Only 3 cms wide

Customizable. Designed for straight lines
and angles, and surface changes at 90°

Perfect homogeneity of the
diffuse light all along the line

Minimum segment length of only 250mm
allowing to get closer to the desired length



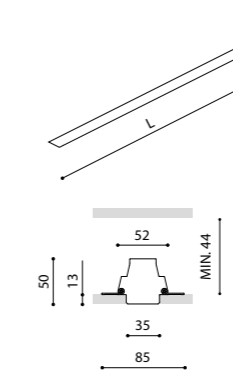
		W	K	Lm	%Eff	L
BRIGHT LINE 250	A303-00-11- W	2,9W	3000K	307	43%	250
	A303-00-12- W	2,9W	4000K	313	43%	250
BRIGHT LINE 500	A303-00-21- W	5,8W	3000K	615	43%	500
	A303-00-22- W	5,8W	4000K	625	43%	500
BRIGHT LINE 1000	A303-00-31- W	11,5W	3000K	1230	43%	1000
	A303-00-32- W	11,5W	4000K	1250	43%	1000
BRIGHT LINE 2000	A303-00-41- W	23W	3000K	2460	43%	2000
	A303-00-42- W	23W	4000K	2500	43%	2000
BRIGHT LINE 3000	A303-00-51- W	34,5W	3000K	3690	43%	3000
	A303-00-52- W	34,5W	4000K	3750	43%	3000

		W	K	Lm	%Eff	L
BRIGHT LINE HO 250	A304-00-11- W	5,8W	3000K	596	43%	250
	A304-00-12- W	5,8W	4000K	605	43%	250
BRIGHT LINE HO 500	A304-00-21- W	11,5W	3000K	1191	43%	500
	A304-00-22- W	11,5W	4000K	1211	43%	500
BRIGHT LINE HO 1000	A304-00-31- W	23W	3000K	2382	43%	1000
	A304-00-32- W	23W	4000K	2422	43%	1000
BRIGHT LINE HO 2000	A304-00-41- W	46W	3000K	4764	43%	2000
	A304-00-42- W	46W	4000K	4844	43%	2000
BRIGHT LINE HO 3000	A304-00-51- W	69W	3000K	7146	43%	3000
	A304-00-52- W	69W	4000K	7266	43%	3000

24V | CE | III | CRI>90




BRIGHT LINE



COLOUR | W □ | MATERIAL | AL | PC

RECOMMENDED FOR INSTALLATIONS WHERE THE PROFILE CAN BE INSTALLED BEFORE THE FALSE PLASTERBOARD CEILING (THICKNESS 12,5mm)



Bright Line is a customizable 3 cm wide linear shaped lighting fixture, that emits a diffuse light and gets perfectly integrated into the architecture.

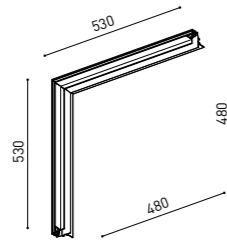
Provided with a perfect light continuity and homogeneity all along its course, this lighting product's aim is to help designers and architects draw the luminous lines that highlight the architectural shapes, the spatial guidelines, the transit direction...



			W	K	Lm	%Eff	L
BRIGHT LINE	CORNER 90° Two Planes	A303-00-61- W	11,5W	3000K	1230	43%	530x530
		A303-00-62- W	11,5W	4000K	1250	43%	530x530
BRIGHT LINE HO	CORNER 90° Two Planes	A304-00-61- W	23W	3000K	2382	43%	530x530
		A304-00-62- W	23W	4000K	2422	43%	530x530



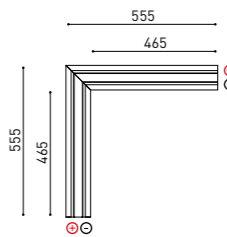
BRIGHT LINE CORNER 90° TWO PLANES



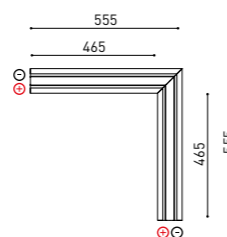
			W	K	Lm	%Eff	L
BRIGHT LINE	CORNER 90° One Plane Polarized A	A303-00-71- W	11,5W	3000K	1230	43%	555x555
		A303-00-72- W	11,5W	4000K	1250	43%	555x555
BRIGHT LINE HO	CORNER 90° One Plane Polarized A	A304-00-71- W	23W	3000K	2382	43%	555x555
		A304-00-72- W	23W	4000K	2422	43%	555x555
BRIGHT LINE	CORNER 90° One Plane Polarized B	A303-00-81- W	11,5W	3000K	1230	43%	555x555
		A303-00-82- W	11,5W	4000K	1250	43%	555x555
BRIGHT LINE HO	CORNER 90° One Plane Polarized B	A304-00-81- W	23W	3000K	2382	43%	555x555
		A304-00-82- W	23W	4000K	2422	43%	555x555



BRIGHT LINE CORNER 90° ONE PLANE POLARIZED A



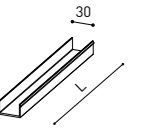
BRIGHT LINE CORNER 90° ONE PLANE POLARIZED B



COLOUR | W □ | MATERIAL | AL | PC |

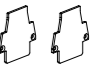
RECOMMENDED FOR INSTALLATIONS WHERE THE PROFILE CAN BE INSTALLED BEFORE THE FALSE PLASTERBOARD CEILING (THICKNESS 12,5mm)

		L
DIFFUSER	A303-10-01	1000
	A303-10-02	2000
	A303-10-03	3000

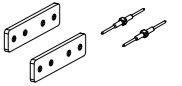


BRIGHT LINE End Caps Kit	A303-10-00- W
--------------------------	-----------------

Thickness of each cover = 2 mm.



BRIGHT LINE Straight Joiner	A303-10-04
-----------------------------	------------



BRIGHT LINE Power Line	A303-10-05
------------------------	------------



MOUNTING ACCESSORIES

Track Fixation Kit	A219-21-06- B
--------------------	-----------------



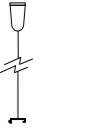
Flush Ceiling Kit	A219-22-06- B
-------------------	-----------------



Track Clamp Kit for M6 Rod	A219-21-21- B
----------------------------	-----------------



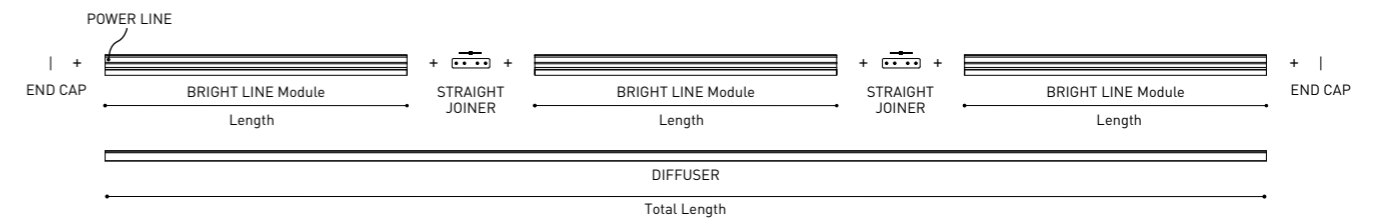
Track Suspension Kit	A219-21-10- B
----------------------	-----------------



SUGGESTED MOUNTING ACCESSORIES QUANTITIES

- 250 mm - 2 Pcs
- 500 mm - 2 Pcs
- 1000 mm - 2 Pcs
- 2000 mm - 3 Pcs
- 3000 mm - 4 Pcs
- Corners - 4 Pcs (You can combine two units in the ceiling and two units in the wall)


			W	V	Max Length	Max Length HO	D
CONSTANT VOLTAGE LED POWER SUPPLY	ON/OFF	0433-10-22- W	96W	24V	7000	3750	300x40x21
	DALI PUSH	0433-10-23- W	80W	24V	6250	3000	345x32x22
		0433-10-24- W	160W	24V	7000	5000	300x50x35




COLOUR | W □ | B □ | MATERIAL | AL | PC |

RECOMMENDED FOR INSTALLATIONS WHERE THE PROFILE CAN BE INSTALLED BEFORE THE FALSE PLASTERBOARD CEILING (THICKNESS 12,5mm)


DIFFUSER 3000 mm



DIFFUSER 2000 mm



DIFFUSER 1000 mm



BRIGHT LINE 250



BRIGHT LINE - CORNER 90° One Plane Polarized A



BRIGHT LINE - CORNER 90° Two Planes



BRIGHT LINE 500



BRIGHT LINE 1000



BRIGHT LINE 2000



BRIGHT LINE - CORNER 90° One Plane Polarized B

BRIGHT LINE 3000



Composed of a modular system, Bright Line is able to define straight lines and also 90° angles on flat surfaces. Its in between two planes 90° corner angle module also allows an uninterrupted luminous beam on both ceilings and walls. Furthermore, Bright Line will successfully meet your demands in terms of required lengths, as its shortest segment is only 250 mm long.

Created with the highest care, down to every detail, the linking and connecting points between its different pieces have been designed to be perfect.



ARKOSLIGHT®

Calle N · Pol. Ind. EL OLIVERAL
46394 Ribarroja del Turia · Valencia (Spain)
Tel. +34 961 667 207 · Fax +34 961 667 054
info@arkoslight.com · www.arkoslight.com
France: +33 182 885 200 · Italia: +39 02 9475 0007
Deutschland: +49 22 182 829 313



LIGHT&LIFE
— DESDE 1984 —